




Y2 Autumn 1 Information Organiser

This organiser is to help you understand a bit more about what your child will be learning this half term. It would support your child to discuss some of the vocabulary we will be covering and complete some of the home task ideas.

<p>Last term recap: Order the months of the year and days of the week.</p> <p>Which is the odd one out? a) Spring b) Autumn c) Thursday d) Summer</p> <p>This term: PE Football – Outside Coach RealPE – Coordination Footwork/Static Balance Art Collage in the style of Matisse/Deborah Shapiro Music Exploring Simple Patterns – ‘How Does Music Help Us To Make Friends?’ PSHE Rules, responsibilities, consequences and rights. Computing Information Technology Around Us (responsible use and identifying IT in school and beyond).</p>	<p>Home tasks to support learning: Due to the changes re clothing for PE days, please support your child by ensuring they can change their footwear and fasten them independently. This includes laces!</p> <p>Reading is so important; we would like your child to read at least 3 times each week. Please promote a love of reading and listening to stories for pleasure.</p>  <p>Recap letter formation, finger spaces and writing neatly on a line.</p> <p>In Year 2 children will sometimes be required to write their first and surname independently. For those children with longer surnames, a little practice may be required.</p>	<p>Science: Materials Key vocabulary to know: Recap from Year 1: waterproof, weak, strong, rough, smooth, shiny, dull, natural, man-made New Vocabulary: transparent – able to be seen through translucent – allowing light to shine through but not transparent opaque – not able to be seen through rigid – stiff or firm, not bending malleable – able to be pressed or hammered into shape without breaking flexible – capable of bending easily without breaking absorbent – able to soak up liquids easily water proof – keeps out water water resistant – able to keep out some water</p> 	<p>History: The Great Fire of London Key vocabulary to know: chronological – time order past - a time before now present – existing or happening now primary source – something which tells us original information from the time it occurred secondary source – evidence of history created by somebody after the event significant – important architect – a person who designs a building</p>  <p>We will be looking at the lives of significant people from the past who have contributed to history: Christopher Wren Samuel Pepys King Charles II</p>
<p>RE How do Hindus Worship?</p>	<p>English: We will be looking at noun phrases and creating a setting description using the texts ‘The Colour Monster’ and ‘Albert le Blanc’. We will focus on ‘Talk for Writing’ to retell the story of ‘Willy the Wimp’.</p> <p>Please use Spelling Shed – new lists and games each week!</p> <p>Please keep practising the common exception words for Year 1.</p>	<p>Maths: Log on to NumBots. This will support your child to progress from counting to calculating quickly. The programme is based on speed of recall; the quicker you are, the quicker you will reach the next level (this is computer generated). It is recommended children access the games for at least 3 minutes each day, 4 or 5 times a week.</p>	